

// For inside and outside, for greater convenience, safety and security



The Full Range of Doors for Your Home

Quality from basement to attic



The Full Range of Doors for Your Home

A Broad Spectrum



The garage door

The “original Hörmann up-and-over door” or a vertically opening sectional door in a traditional style or as a new “Design door”.

Page 4

The garage door operator

For greater convenience, safety and security, with an array of practical accessories.

Page 6

The front door

The high-grade TopComfort front doors, elegant and maintenance-free. The Grand Entrance for your home.

Page 7

The KSi security door

As a break-in resistant steel door with multiple locking as a standard feature. For the entrance to the basement, as a side door or for the garage.

Page 8

Copyright:
No part of this brochure may be reproduced without our permission.
Subject to changes.

Improved Aesthetics • Added Convenience Greater Safety and Security



For New Buildings and Renovations Quality Doors from Hörmann

Hörmann offers a complete range

for your garage...

Hörmann garage doors offer quality, safety and security. Irrespective of whether you choose an up-and-over door or an automatic sectional door, each and every one is designed and built with 50 years' know-how in garage door construction.

... and for your home

For the main entrance to your home, to make access to the basement secure, for wet rooms, the hobby room, a child's or teenager's bedroom, the loft conversion, boiler room or as a door connecting the garage with the rest of the house.

And: the wide range means that a reasonably-priced standard size will nearly always fit, so costly specials are not necessary.

This saves you money!



The MZ multi-purpose door

The sturdy steel door, also with insulating glazing. For basement rooms, outbuildings, equipment sheds, barns.

Page 10

The H8-5 fire door

The officially approved fire-retarding steel door. For the boiler room and oil tank storage room.

Page 12

The H3-D multi-functional door

Fire-retarding, and with the corresponding equipment also smoke-tight, acoustic-rated and burglar-proof. The ideal door for connecting the garage with the rest of the home.

Page 13

The ZK internal door

The decorative steel doors for all rooms in the home, from basement to attic. In an array of colours, timber designs, glazings and equipment.

Page 14

Hörmann Up-and-Over Doors

Quality and Safety, Aesthetics and Convenience



Style 985, steel panel with Decograin® surface finish "Rosewood"

That's the great advantage with Hörmann: you know you're buying the quality of the original

The fully developed technology based on 50 years know-how in the construction of doors and operators. A wide range of door designs, in steel or timber, to complement any architectural style. The new "Design" line. 15 preferred colours all at the same price, RAL colours to choice ... you only get this with the original – the original Hörmann up-and-over door. Hörmann up-and-over doors are already tested and certified to meet the high safety requirements of the European Standard 13241-1. Interested in finding out more? Request a copy of our 40-page specialist brochure!



Hörmann retractable up-and-over doors are now available in a wide choice of beautiful styles in solid timber

Nothing can crash down, nothing can get trapped



Burglar-resistant latching

The new latching ensures that the door leaf corners are fixed firmly to the frame, making it impossible to lever the door open. On request an easy-to-install retrofit kit allows you to fit an additional latch towards the top of the door.



Multiple spring safety system

With optimally dimensioned adjustable spring assemblies depending on the door size and door weight:
Door type N80 3-4 springs per side, door type DF98: 6-10 springs per side.



Precision-guided in tracks with a unique track well

The precision guidance prevents the door leaf from derailing. Once fully opened, the door is gently cushioned and always comes to a safe, reliable halt in the track well.



Caps protect the lifting arms

Flexible plastic caps protect the entire joint area, so there's no risk of trapped fingers. Flexible plastic strips provide safe trap guards at the sides between the door leaf and frame.

Hörmann Automatic Sectional Doors with Patented Door Latching



Coloured Design sectional door with elegant stainless steel embellishments.

The tried-and-tested sectional doors: It pays to invest in Hörmann quality

Hörmann sectional doors are characterised by top grade materials, precision workmanship and maximum operational convenience and functional safety. They already comply with the high safety requirements of the European Standard 13241-1. We are confident that this series includes the right door for you: with solid timber or steel infill, in a variety of styles such as panels, ribs etc. with various surface finishes and in a vast array of colours - always perfectly suited to your home. Interested in finding out more? Request a copy of our 56-page specialist brochure!



Optimum long-term protection
// NEW

A plastic frame shoe protects your door over the long term from possible rust damage.

Nothing can crash down, nothing can get trapped!



a Hörmann patent

Secure guidance of the door in safety tracks

Adjustable, patented track rollers, sturdy roller holders and safety tracks ensure that there is no risk of the door "derailing". The door sections are safely parked under the ceiling.



a Hörmann patent

Trap protection along the side frames

With Hörmann the frames are completely closed from top to bottom. There are no gaps between the door leaf and frame in which fingers could get crushed or trapped!



a Hörmann patent

Finger-trap protection on the outside and inside of the sections and along the hinges.

The unique shape of the door sections ensures there are no crush zones, neither between the individual door sections nor in the area of the hinges. This reliable finger-trap protection is only offered by Hörmann.



Cable guidance between the door leaf and frame

Hörmann's safety concept for sectional doors also includes this internally guided cable which constitutes an additional safety feature to prevent injury.

Hörmann Garage Door Operators: Effective Protection against Forced Entry



Greater security thanks to automatic door latching

The operator system latches the door. Once the door closes, it automatically locks at the same time, making it impossible to lever it open. This unique automatic latching system is a mechanical device and therefore remains fully functional even in the event of a power failure. Choose between these two innovative Hörmann operators.

They are supplied as standard with a 2-button hand transmitter but Hörmann offers a complete range of practical accessories besides, including key switches, digital coders or transponder key switches. Interested in finding out more? Request a copy of our specialist brochure.



Designer hand transmitter HSD 2. Winner of the **reddot design award**, this transmitter will quickly become the highlight on your key chain.

ProMatic



The low-cost introduction to Hörmann's premium quality.

ProMatic

For doors up to 5000 mm wide
(max. 10m² door leaf area)
Peak force: 650 N

ProMatic P

For doors up to 5500 mm wide
Peak force: 750 N

SupraMatic



The supra-fast operator with a myriad of additional functions.

SupraMatic E

For doors up to 5500 mm wide.
Peak force: 800 N

SupraMatic P

For doors up to 5500 mm wide,
heavy timber doors and doors
with integral wicket door
Peak force: 1000 N



Automatic door latching in the operator boom effectively prevents the door from being levered open - a Hörmann patent.

The operator technology

- Radio frequency 868.3 MHz for a stable range
- Hand transmitter with security code from more than 1 billion options
- On encountering an obstruction, a reliable automatic cut-out stops the door immediately
- "A soft" start and "soft" stop saves wear and tear on both the door and operator
- Maintenance-free patented toothed belt.
- Internal emergency release
- Straight forward fitting
Everything is precisely prepared

For further information on Hörmann operators for garage doors and entrance gates see our specialist brochures or our website at www.hoermann.com.

Hörmann TopComfort and TopPrestige aluminium entrance doors



Unique quality and equipment

With over 70 entrance door models in its fast-track programme, Hörmann can provide you with fast price hits for customised doors. Extremely inexpensive with excellent equipment: Exterior stainless steel handles and rose escutcheons and 3x or 5x security locks. Beautiful side elements with various types of glazing are available for all designs. Aluminium canopies are also included in our extensive delivery programme. Would you like to find out more? Then just request our general catalogue.

New: TopPrestigePlus
Higher thermal insulation
with an elegant appearance



Elegantly styled security roses
in white and stainless steel afford the profile cylinder extra protection preventing it from being drilled open and twisted off.



Solid security bolts
On closing, a stainless steel bolt engages into the door frame. In the process, it secures the door on the hinged side, preventing it from being pressed in or levered open.



Maintenance-free sturdy hinges
Increased security thanks to two-part, three-dimensionally adjustable hinges with plastic bushes and stainless steel pin.




Maximum dimensions:
Doors with aluminium infill 1250 x 2250 mm
Doors with synthetic infill 1150 x 2250 mm



The Hörmann KSi Security Door

Tested Quality and Security



Increased security in all areas of the home

Four bolts keep intruders at bay

Do you still have an old external basement door which intruders could force open unnoticed within seconds? Once the basement door is open, the rest of the house becomes an open invitation too.

That's why you should also secure the rear of your property with a Hörmann KSi security door.

1 3



Secure multiple locking

The locking system featuring a mortise lock with lever/knob to DIN 18250 and two additional steel bolts.

2



Drill-proof and with pull-off protection

Security lever/knob handle set to DIN 18257 (class ES1) with pull-off protection. Anodized aluminium, on request in brushed stainless steel. Profile cylinder to DIN 18252 PZ-2-BS or drill-proof round cylinder. Three keys, security certificate for spare keys.

4



Cannot be levered open

A solid steel bolt secures the door on the hinged side.



It's Reassuring to Know that Everything Is Safe and Secure

Tested security

Hörmann has been manufacturing tested security doors for decades. In compliance with the recommendations of security experts, insurance companies and the police for many different areas which require security both indoors and out.

This means security that provides effective protection. For you, your family and your valuables.

The Hörmann KSi security door features multiple locking and is drill-proof.

Tested in accordance with European standards (DIN ENV 1627) on both the hinged and non-hinged side. Resistance class 2.



More for your money

This burglar-retardant security door which is supplied as a ready-to-fit door set is ideal for the basement and outbuildings.

It also keeps out the cold and noise.

Thermal insulation value: $U = 1.7 \text{ W/m}^2 \text{ K}$

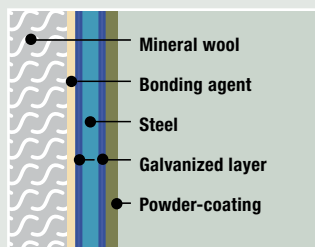
Acoustic rating: guide value approx. 32 dB (with retractable bottom seal)

In addition, the KSi door meets the high requirements of climatic class III (stress group S) and is tested to RAL-RG 426.

Corrosion-proof

Made entirely of galvanized steel and additionally primer powder-coated in traffic white (similar to RAL 9016).

This affords high-grade long-term protection.



The sturdy door leaf

Double-skinned, 40 mm thick, thick rebate to 3 sides, sheet steel (0.8 mm) on both sides.

Continuous reinforced frame, mineral wool inlay, bonded over the entire area.

Floor details: double lip seal with aluminium semi-rounded threshold.




Frame with seal

Corner frame 1.5 mm thick with EPDM seal to 3 sides and stepped threshold. Easy to fit thanks to welded-on grouting brackets. On request with profile frame, block frame or jamb frame.



Easy to open and close

Thanks to maintenance-free, galvanized 3-part hinges with security pin.



Renovation made easy

Remove the old door leaf. Then fit the renovation frame over the existing frame, fix with plugs and screws before inserting the new KSi door. Your Hörmann specialist dealer will be happy to advise you.

The Hörmann MZ Multi-Purpose Door

Sturdy Quality



The competitively-priced external door

Amazingly robust - takes wear and tear in its stride

For more than four decades the MZ multipurpose door has been the tried and tested choice for external applications thanks to its stability, durability and weather-resistance.

We can supply it as a single-leaf or double-leaf version and on request with a cut-out for security glazing. Hörmann exclusively uses galvanized steel which is powder-coated with a high-grade primer.

This is the prerequisite for ensuring a high degree of protection against corrosion.

As a complete ready-to-fit door set

The ready-to-fit door set with double-skinned, steel-reinforced door leaf, including the frame, is fully galvanized and powder-coated with a high-grade primer in grey white (similar to RAL 9002).

The MZ door is available as a single or double-leaf model.

The robust door leaf

Double-skinned, 45 mm thick, with rebate to 2 sides. Sheet thickness 0.9 mm: (1.0 mm from a door width of 1068 mm). With mineral wool insulation and steel reinforcement. Equipped with 2 solid steel security bolts. Floor details: with or without stepped threshold.

Thermally insulated and acoustic-rated

The door leaf infill and all-round seal ensure sound sealing and make for good thermal and acoustic insulation. Acoustic rating of non-glazed doors:

Thermal insulation value: $U = 1.7 \text{ W/m}^2 \text{ K}$

Acoustic rating: guide value approx. 39 dB



Easy to convert from a deadlock to a profile cylinder

It goes without saying that with Hörmann the lock and lever handle set can be used for a profile cylinder (PZ) and by inserting a clip also for a deadlock (BB). A deadlock key is included. The door can also be supplied with a round cylinder.

The Classic Multi-Purpose Door for Universal Use



Make the most of daylight

On request, we can also supply the MZ door with glazing which for safety and security reasons is kept relatively narrow. Glazing frame in natural-coloured aluminium. Glazing bars: on the non-hinged side, on request on the hinged side. Window area: 230 x 1360 mm, 7 mm wired glass as standard, on request 20 mm insulating wired glass.

Hörmann MZ steel doors are highly durable and incredibly sturdy. Straightforward to install, they can be used in virtually any situation: in basements, outbuildings, barns and utility sheds in the agricultural sector but are equally at home in commercial properties. They are suitable for left and right handing.



Frame with seal

Corner frame 1.5 mm thick, with continuous EPDM seal and easy-to-remove bottom threshold rail.

Block frame

On request we also supply MZ doors with soffit or surround frame on the wall with 3-sided EPDM seal.



The double-leaf multi-purpose door is particularly recommended for use in commercial properties and agricultural buildings.

The Hörmann H8-5 Fire Door

Because It's Good to Be on the Safe Side



The best-selling boiler room door



To ensure personal safety and protect the building, the boiler room and oil tank storage room should be fitted with a fire door and a hatch. For decades Hörmann products with their fire preventive function have proven ideal in situations like these.



Fire hatch H8-5 for oil tank storage rooms.

Complete with frame

Door leaf and frame are galvanized and powder-coated with a high-grade primer in grey white (similar to RAL 9002). Door leaf: double-skinned, 45 mm thick, with rebate to 2 sides. 0.9 mm sheet thickness. With fire-retardant mineral wool insulation, steel reinforcement and 2 steel security bolts. Fittings: Lock and lever handle set can be used for a profile cylinder and deadlock (BB) or for a round cylinder. A deadlock key is included.

Integral fire protection

On both the door and shutter the fire protective material is not open but concealed at the top and bottom across the full width and is flush-mounted.

Smoke-tight to DIN 18095

When combined with an overhead door closer (in place of a spring hinge), the door is also approved as a smoke-tight door.

Acoustic-rated to DIN 52210

guide value approx. 39 dB

Thermally insulated to DIN 52619

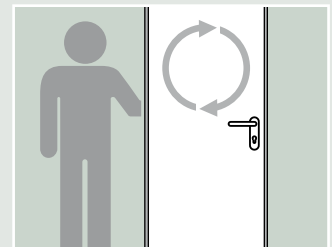
$U = 1.7 \text{ W/m}^2 \text{ K}$

The aforementioned insulation values apply to a door with all-round sealing.



Sealed all round

Corner frame 2.0 mm thick, with all-round EPDM seal. In the case of a continuous flat floor line, the bottom threshold rail is easy to remove.



Left or right handing

You do not have to decide this until just before fitting the door. The door simply needs to be turned.

Suitable for brickwork and concrete.

The Hörmann H3-D Multi-Functional Door: Fire and Burglar-Retardant



An important door for connecting the garage with the rest of the home

Because of the increased fire hazard, here the use of a fire door is recommended and in some instances may even be mandatory. The door should also be smoke-tight because of the possible smoke gases and additionally sound insulated to dampen the starting noise of the car engine. And security is another important factor. How often does the garage door stay open during the day? This is an open invitation to any would-be burglar.



H3-D doors are suitable for fitting to brickwork, partition walls and gas concrete.

Complete with frame

The door leaf and frame are galvanized and powder-coated with a primer in grey white (similar to RAL 9002).

Door leaf: double-skinned, 45 mm thick, rebate to 3 sides, 1.0 mm sheet thickness. With mineral wool insulation, steel reinforcement and steel security bolts.

Fittings: lock and lever handle set can be used for a profile cylinder and deadlock (BB) or for a round cylinder.

A deadlock key is included.

Frame: system corner frame 2.0 mm thick with EPDM seal to 3 sides.

Easy to fit thanks to grouting lugs.

The H3-D multi-functional door is fire-retardant (T30 = 30 min.)

and thermally insulated:
 $U = 1.7 \text{ W/m}^2 \text{ K}$

Acoustic-rated DIN EN ISO 717.1

Combined with these optional extras, the following sound insulation values can be achieved:

- Bottom seal guide value 32 dB
- Bottom alum. profile guide value 39 dB
- Threshold rail guide value 42 dB

Burglar-retardant DIN EN V 1627 WK2

With the following optional extras:

- 2 additional security bolts
- Cylinder DIN 18252, P-3-BS drill-proof
- Aluminium security fitting DIN 18257, class ES1

The resistance class WK2 refers to non-glazed doors and doors not fitted into partition walling.

On request with clear fire-resisting glass F30

Please note: glazed doors require an overhead door closer.

Glazing cut-out:

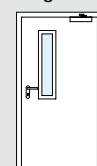


Figure 1

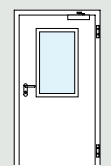


Figure 2

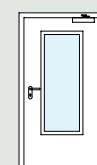
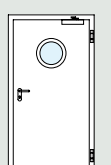


Figure 3



Ø 300, 400, 500 mm

Hörmann ZK Internal Door

Ideal for New Buildings and Renovations



Plenty of door for your money

From basement to attic

Hörmann ZK doors are attractive, robust, dimensionally stable and highly durable. The high-grade surface is light-fast and heat-resistant, impervious to stains and therefore easy to clean. What's more they're affordably-priced too! Because Hörmann ZK doors are manufactured in large series, to a consistently high quality standard.

As a door leaf or a ready-to-fit door set

Door leaf

Comes with fitted lock and bright-galvanized top hinge components V0020, firmly screwed into the reinforcement inserts, but without lever handle set.

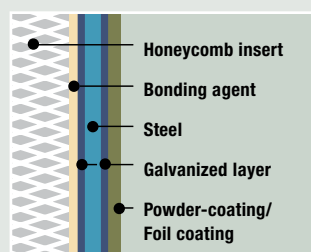
Door set

Door leaf complete with lever handle set and as standard with special corner frame in 1.5 mm thick galvanized sheet steel, powder-coated with a primer in traffic white (similar to RAL 9016).

Frame equipment

EPDM sealing profile to 3 sides, welded on lower hinge components and grouting lugs.

ZK doors can also be used in existing standard frames and of course in every Hörmann steel frame (prepared for hinges of the V 8000 series).



The door leaf: highly durable and easy-care

Double-skinned, 40 mm thick, thick rebate to 3 sides, galvanized steel sheet (0.6 mm). High-grade powder or foil-coating. The honeycomb insert is bonded with the steel sheet over the entire door leaf area, producing a high degree of dimensional stability.

Closes quietly with an easy action

Mortise lock with lever/knob to DIN 18251, class 3, perforated for profile cylinder (backset 55 mm). With plastic latch and steel bolt, deadlock insert and key. On request also with profile cylinder.

An Array of Colours and Equipment: We Accommodate Your Requirements!



An Abundance of Colours and Decorative Finishes

The brilliance of the colours is brought out to full effect by the high quality smooth satin finish of the powder-coating. And the foil-coated timber designs look incredibly natural.

Because of their many benefits, ZK doors are always a good choice and are therefore ideal for the work or hobby room, the second bathroom or the laundry room in the basement. Equally for the study or office at home, a child's bedroom or a teenager's den where the door is often plastered with posters. The double-leaf ZK door is suitable, for example, for offices and surgeries.

ZK doors do not warp

Tests in accordance with climatic class III and stress group S demonstrate that the door is not affected by temperature fluctuations and humidity (tested to RAL-RG 426).



Always a good grip

As standard with black synthetic round handle/lever handle set for profile cylinder and deadlock key.



Acoustic-rated and thermally insulated

Thanks to the structure of the door leaf together with the frame seal, Hörmann ZK doors offer the following insulation values:

Thermal insulation value:

U = 2.1 W/m² K

Acoustic rating: guide value approx. 25 dB



Important for renovations:

Height adjustment up to 20 mm

The door leaf can be shortened at the bottom using a suitable saw. So you don't have to worry about laying new tiles or refitting the carpet.



Suitable for site painting

The white door with its smooth satin-matt surface finish is ideal for painting in your own colour scheme using synthetic resin-based products.